

NARAYANA COLLEGE OF NURSING

DEPARTMENT OF OBSTETRICS & GYNECOLOGY

FACULTY DEVELOPMENT PROGRAMME

EVIDENCE BASED CARE AND PRACTICE IN OBSTETRIC & GYNECOLOGY

Dept of OBG Nursing ,Narayana College Of Nursing, ChinthareddyPalem, Nellore had conducted **Faculty development programme on Evidence based care and practice in Nursing& Midwifery on 23/2/19 at Seminar hall between 3-5pm.** The programme begun with prayer song by IIIrd B.Sc. (N) students followed by the welcome song . Lamp lighting was done by Dr. S.Indira, Nursing Dean and other dignitaries. **Pre-test** questionnaire were given to participants before the scientific session. A.Viji Asso.Professor delivered the welcome address to the gathering. The introduction on **Evidence based care and practice in Nursing & Midwifery** was given by Dr.S. Indira,

Definition, history and introduction of EBP was very well explained by. **Mrs T. Usha kiran** Asso.prof with apt examples. Evidence based care and practice in health was clearly discussed with various examples in both nursing and midwifery area by Asst prof Ms.D.Revathi. **Mrs. Latha** Asso.prof. Brought out the Benefits of EBP with latest areas for scope, **Mrs. G.Aruna** Asst.prof, presented about implementing EBP in Nursing and midwifery. **Mrs. Viji** had insisted the importance of Sustainability of evidence based culture in nursing and midwifery. **V.Jayanthi**, Principal Sree Narayana College Of Nursing Highlighted the Success factors and recommendations of EBP

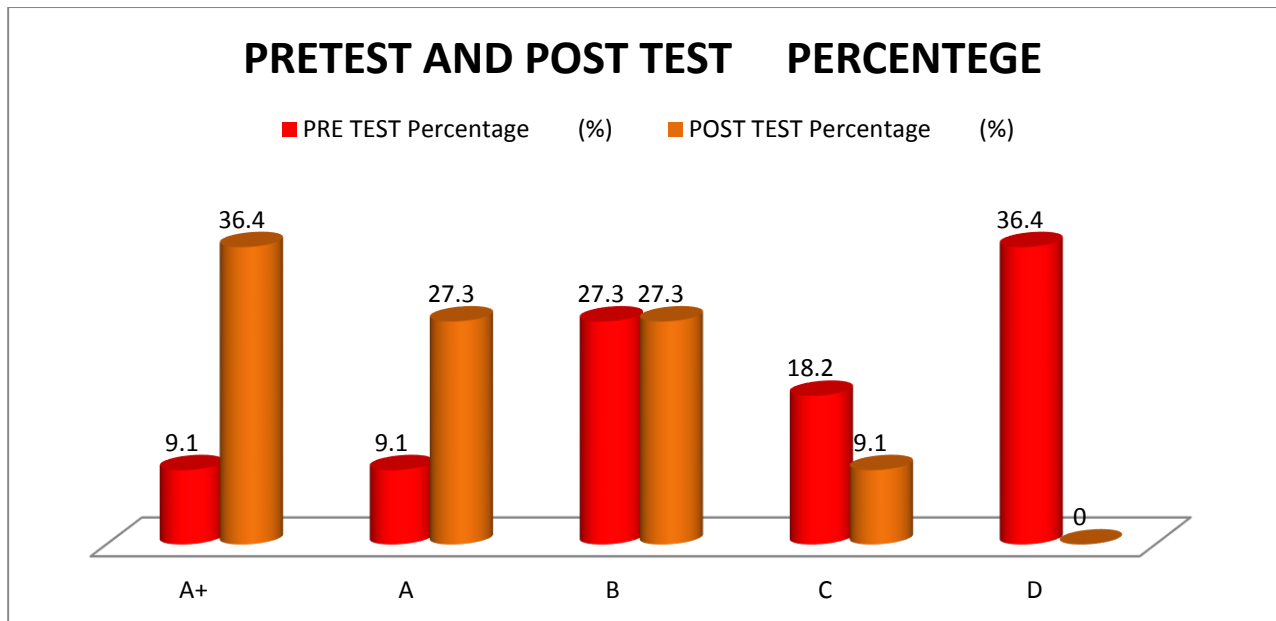
Several relevant videos were shown on **evidence based care and practice in Nursing&midwifery.** Along with the sessions. Participants were encouraged to take active part in the discussion and Queries were cleared. **Post-test** was

conducted to assess the effectiveness of Faculty development programme and the **Feedback** was also analyzed.

Table 1: Frequency and percentage distribution of teaching faculty

(N= 11)

Level of knowledge (Grades)	PRETEST		POSTTEST	
	Frequency (f)	Percentage (%)	frequency (f)	Percentage (%)
A+	1	9.1	4	36.4
A	1	9.1	3	27.3
B	3	27.3	3	27.3
C	2	18.2	1	9.1
D	4	36.4	-	-
Total	11	100	11	100



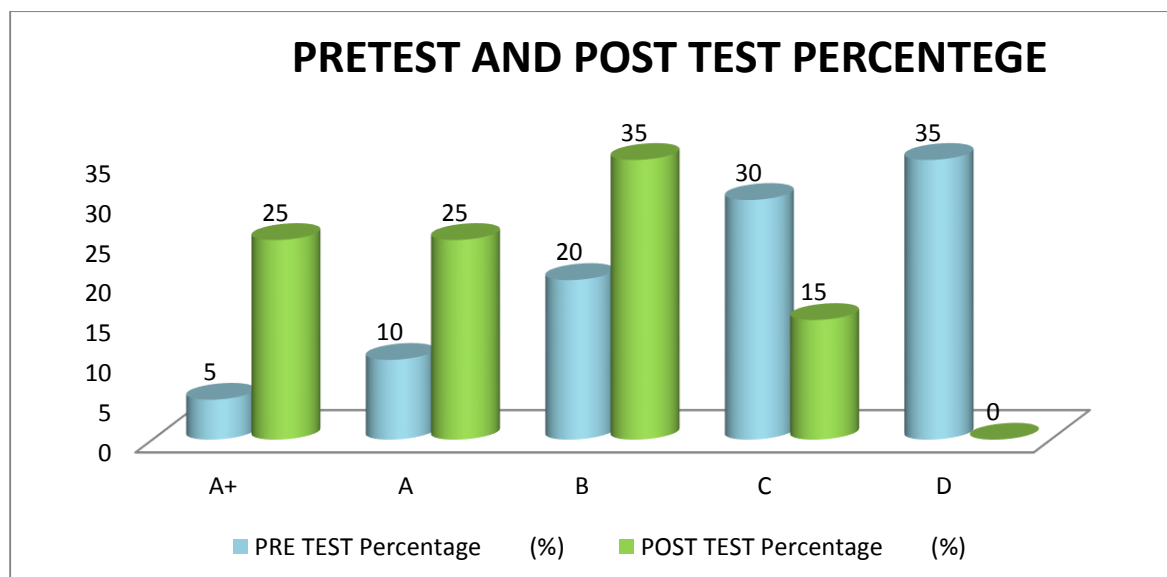
The result showed that, among 11 participants, in pre-test, 1 had A+ Grade (9.1%), 1 had A Grade (9.1%), 3 had B Grade (27.3%), 2 had C Grade, (18.2%) and

4 had Grade D (36.4%). Where as in post-test, 4(36.4%) had A+ Grade, 3(27.3%) had A Grade, 3(27.3%) had B Grade, 1(9.1%) had C Grade, no one had D Grade. Hence, it was concluded that, faculty development programme on “evidence based health care practice was effective in improving the participant’s level of knowledge.

Table 2: Frequency and percentage distribution of students

(N=20)

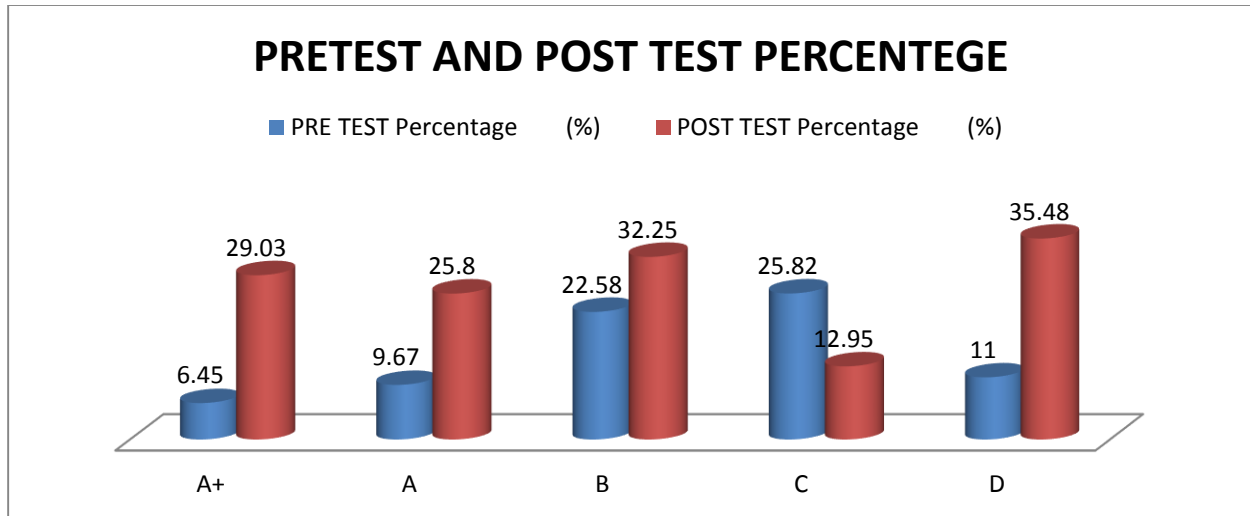
Level of knowledge (Grades)	PRETEST		POSTTEST	
	Frequency (f)	Percentage (%)	frequency (f)	Percentage (%)
A+	1	5	5	25
A	2	10	5	25
B	4	20	7	35
C	6	30	3	15
D	7	35	0	0
Total	20	100	20	100



The result showed that, among 20 participants, in pre-test, 1 had A+ Grade (5%), 2 had A Grade (10%), 4 had B Grade (20%), 6 had C Grade, (30%) and 7 had Grade D (35%) . Where as in post-test, 5 (25%) had A+ Grade, 5 (25%) had A Grade, 7 (35%) had B Grade, 3 (15%) had C Grade, no one had D Grade. Hence, it was concluded that, faculty development programme on “evidence based health care practice” was effective in improving the participant’s level of knowledge.

Table 3: Frequency and percentage distribution of Faculty and Students (N=31)

Level of knowledge (Grades)	PRETEST		POSTTEST	
	Frequency (f)	Percentage (%)	frequency (f)	Percentage (%)
A+	2	6.45	9	29.03
A	3	9.67	8	25.80
B	7	22.58	10	32.25
C	8	25.82	4	12.95
D	11	35.48	-	-
Total	31	100	31	100



The result showed that, among 31 participants of faculty and students, in pre-test, 2 had A+ Grade (6.45%), 3 had A Grade (9.67%), 7 had B Grade (22.58%), 8 had C Grade, (25.82%) and 11 had Grade D (35.48%). Whereas in post-test, 9 (29.03%) had A+ Grade, 8 (25.80%) had A Grade, 10 (32.25%) had B Grade, 4 (12.95%) had C Grade, no one had D Grade. Hence, it was concluded that, faculty development programme on “evidence based health care practice” was effective in improving the participant’s level of knowledge.

At the end of the programme, Dr.S.Indira, and, Mrs. Jayanthi distributed the certificates to all the speakers. Mrs. Usha Kiran, proposed a vote of thanks and the programme concluded with the **National Anthem**.

FEED BACK ANALYSIS

SL.NO	ITEAM	F	%
1	EXCELLENT	13	42
2	VERY GOOD	9	30
3	GOOD	7	22
4	AVERAGE	2	6
5	POOR	0	0

